



## Log in to your store

URL: <https://myvacaya.privateprintstore.com>

**Click on “Create an Account” to be taken to the self registration page.**




**Fill out the required information to create your account. Order confirmations will be sent by email, so it is recommended you use an email address you check regularly.**

**Your email and password will be required to login from this point forward, please save this information. If your password is lost or forgotten, it is also very simple to reset it.**

The screenshot shows the Vacaya Private Print Store login interface. At the top is the Vacaya logo with the tagline 'open sea. open mind.' Below this is the text 'PRIVATE PRINT STORE'. The login form consists of two input fields: 'Your Email' and 'Your Password'. Below these fields is a blue button labeled 'SIGN IN'. Under the 'SIGN IN' button is a link that says 'Reset Password'. At the bottom of the form is a link that says 'Create an Account'.

The screenshot shows the Vacaya Private Print Store registration interface. At the top is the Vacaya logo with the tagline 'open sea. open mind.' Below this is the text 'PRIVATE PRINT STORE'. The registration form consists of several input fields: 'Your Email', 'First Name', 'Last Name', 'Phone Number', 'Ext', 'Password', and 'Confirm Password'. Below these fields is a blue button labeled 'Create an Account'. At the bottom of the form is a link that says 'Already have an account? Sign in'.

## Select the product you wish to order



Some products are customizable to allow your travel agency name and contact information to be added. If that is the case, enter the information you would like printed on your product and click "Preview Design" to get view a larger proof of the product.

If there is an approver you wish to include in the review process, use the approve feature which will send an email to the person of your choosing. They will be asked to approve the product. Should they find any errors in the design, they can easily add a comment and you can make the edit.

### Customize

Pride Hand Out - Postcards - Customizable 4"x6"

Customize:

Agency Name

Agent Name, Website, Email, or Phone

Agent Name, Website, Email, or Phone

Size: 4" x 6"

Stock: 14 pt. Cardstock Gloss

Printed Side: Front and Back

Rounded Corners: No

Bundling: None

Quantity: 25

Turnaround: 3 Business Days

\$13.97

[DUPLICATE](#)

Preview:

[Preview Design](#)

Approve:

☐ Request approval by email...

☐ Show Price to Approver

Enter email

Add comment (optional)

Click the blue "Continue" button to place the item in your cart.

CONTINUE



## Review the items in your cart





**Take a good look at your final products. This is the last page where you will be able to make any changes to your order.**

If you need to change anything on your order, click the blue "EDIT" button.

If everything looks perfect and you are ready to make your purchase, click the blue "CHECKOUT" button to begin the checkout process.

Cart

Pride Hand Out - Postcards - Customizable 4"x6" 

 **Approved**

by Jacob Crozier

**25 for \$13.97**

**Size:** 4" x 6"

**Stock:** 14 pt. Cardstock Gloss

**Printed Side:** Front and Back

**Rounded Corners:** No

**Bundling:** None

**Quantity:** 25

**Turnaround:** 3 Business Days

**TEXT:**

Agency Name

Agent Name, Website, Email, or Phone

Agent Name, Website, Email, or Phone

[EDIT](#)

CHECKOUT

## Shipping

**Select an address that has already been saved to your account or enter a new address in the area provided.**

You can also choose to edit an existing address by clicking the blue "Edit" link next to the address you'd like to change.

Choose the delivery date you would like your order to arrive. Please keep in mind that the dates shown are the estimated delivery dates for your order. FedEx Home delivery & Ground options are not guaranteed. For more information, hover over the small question mark next to the shipping delivery option.

## Shipping


**SHIP MY ORDER TO:**

☐ Lisa [\[Edit\]](#)


☐ Pasha [\[Edit\]](#)

☐ Jessica [\[Edit\]](#)


☒ New Address




Early Bird



Company Name (optional)



1130 AVENUE H E







Address 2 (optional)

76011

Arlington, TX

(817) 752-5123

**CHOOSE DELIVERY OPTION:**

<input checked="" type="radio"/> \$7.56	08/11/2017 Friday by 8:00 pm*	
<input type="radio"/> \$25.39	08/11/2017 Friday by 3:00 pm*	
<input type="radio"/> \$27.45	08/11/2017 Friday by 10:30 am*	
<input type="radio"/> \$57.40	08/11/2017 Friday by 8:00 am*	



Customize



Review



Payment



Delivery

[Continue to Payment](#)



# Payment



**We offer 2 forms of payment in the Private Print Store.**

You can choose from a saved credit card or add a new card on this page.

You also have the option to pay with PayPal.

**\*\*Do not check the box “Share card with other users”**

## Payment

CHOOSE PAYMENT METHOD:

☒ New Card

Card Name

Card Number

(7)

Billing Address

City

State/Zip

Postal Code

☐ Make this card available for future purchases

Place Order

ENTER COUPON:

Redeem Coupon!



If you have any discount or coupon codes,  
you may enter them here.

Place Order

6



## Wait for delivery

**Be sure to track your packages. You'll receive an email with your tracking number once your orders have been shipped.**

## Questions or Concerns

**If you have any questions, comments, or concerns about your Private Print Store, your account manager would love to assist you!**



Danelle Conley

[danelle.c@digitalroominc.com](mailto:danelle.c@digitalroominc.com)

(818) 630-9239



[www.privateprintstore.com](http://www.privateprintstore.com)